

## Introduction

Each July marks the beginning of the summer monsoon season in the southwestern United States. In Phoenix, thunderstorms are frequently preceded by dust storms, or haboobs. Haboobs suspend sand and dust in the air, allowing them to commingle with urban particulate matter (PM).

The chemical composition of haboob dust is not well known and it remains unclear whether the composition of haboob dust significantly impacts background urban PM. Comparisons of the carbonaceous compositions of background urban PM and haboob PM can provide useful information regarding potential mutual sources as well as potential scavenging and agglomeration activity during dust storms.

## Experimental Procedures

### Sample Collection

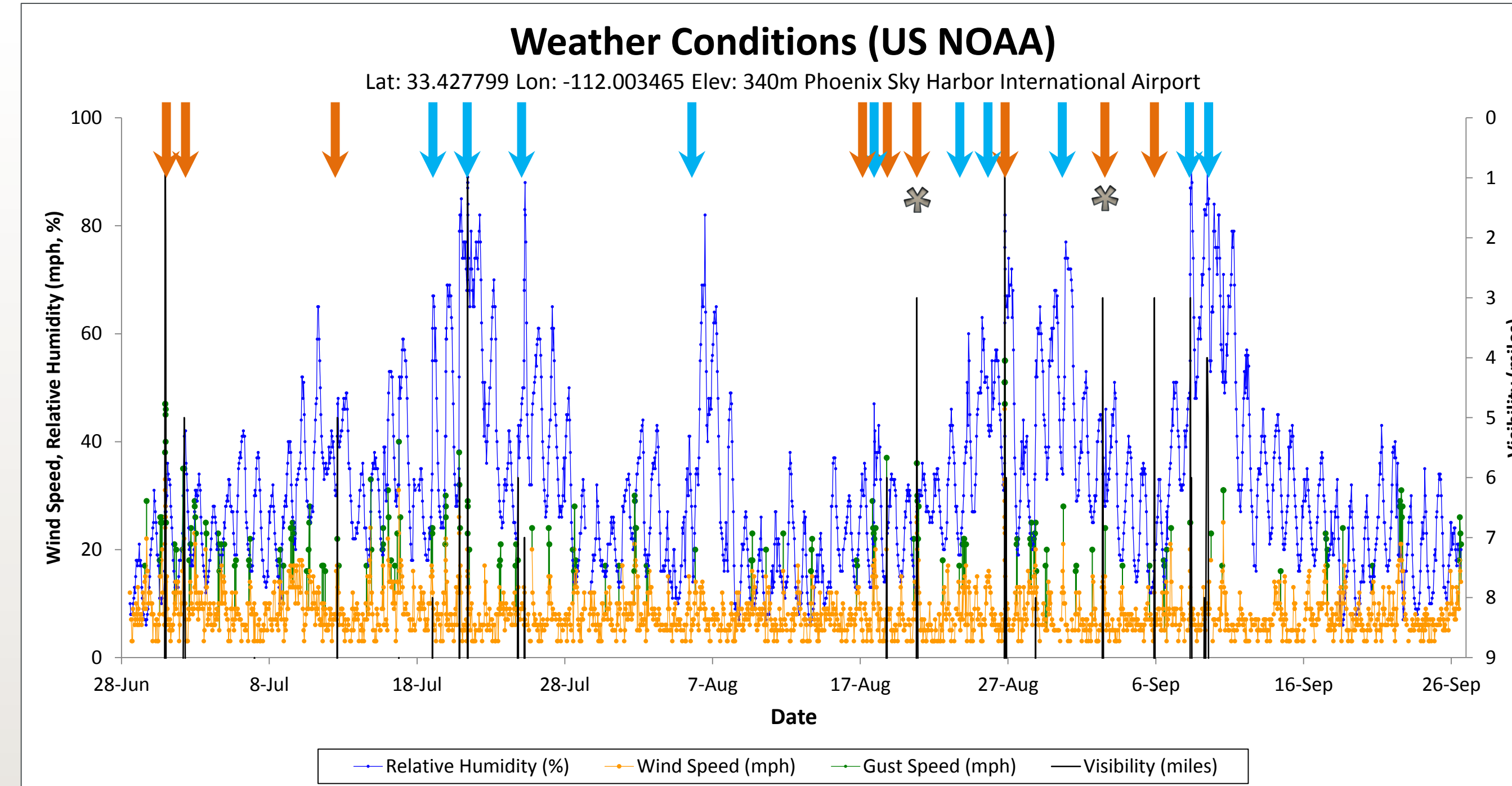
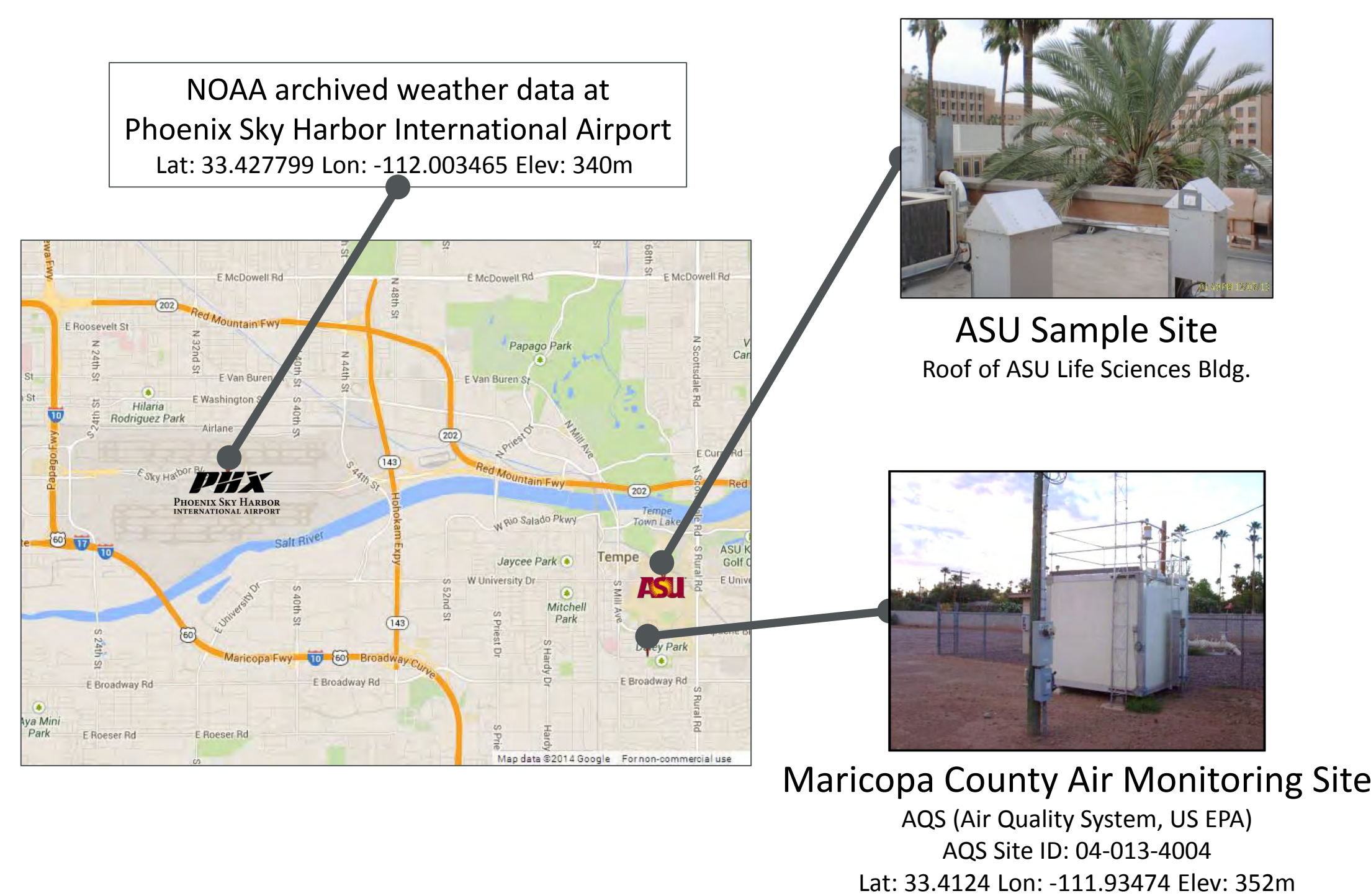
Haboob PM and background urban PM samples were collected during the July 2013 – September 2013 monsoon season at the ASU campus in Tempe, Arizona using high-volume aerosol samplers.

### Analysis

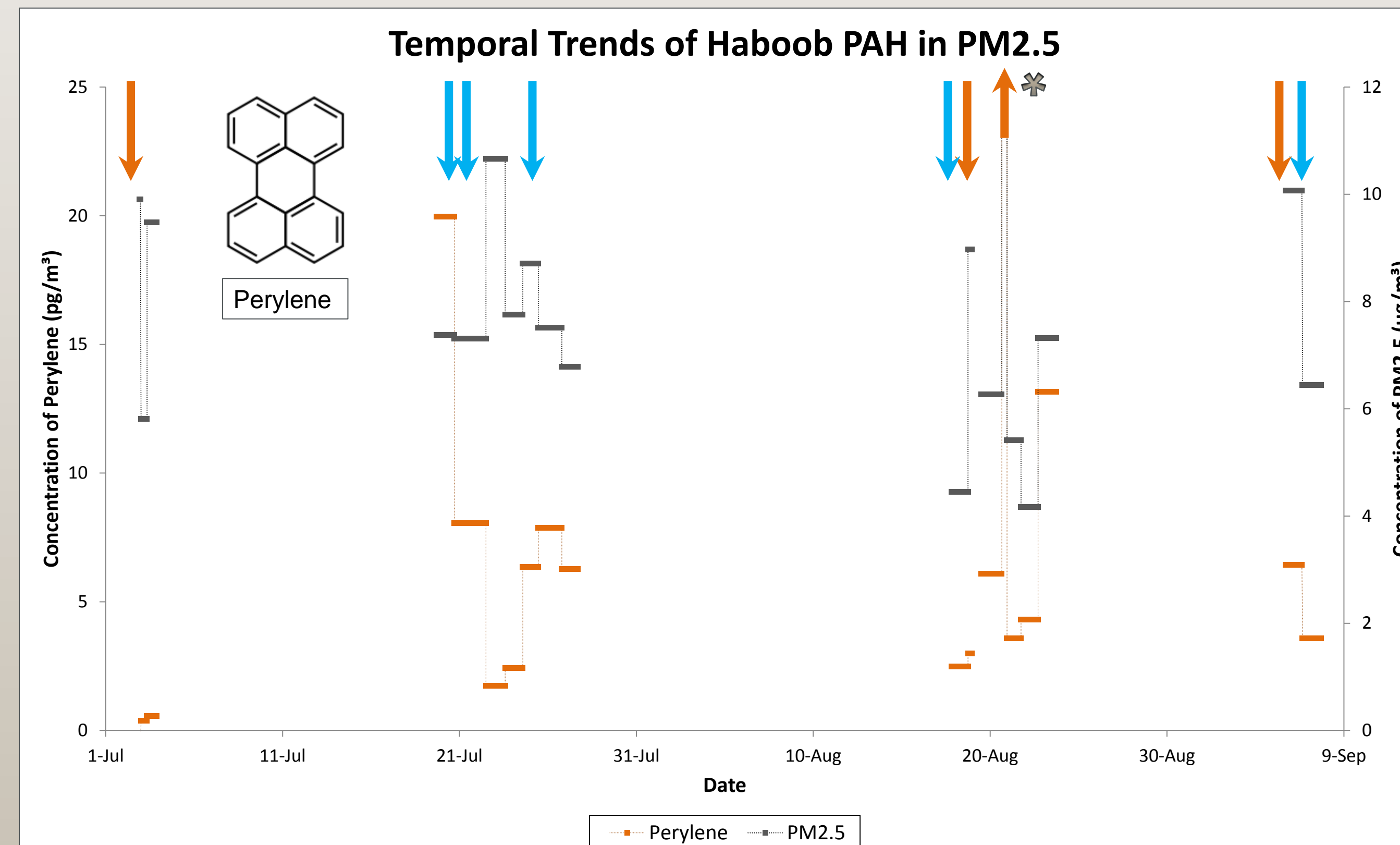
PM<sub>2.5</sub> fractions (PM with aerodynamic diameters less than 2.5 micrometers) were analyzed by thermal optical transmittance (TOT) to determine differences in atmospheric concentrations of organic and elemental carbon in background urban PM and haboob PM. The samples were then analyzed by GC/MS to identify polycyclic aromatic hydrocarbons (PAH). The PM<sub>>2.5</sub> fractions (PM with aerodynamic diameters greater than 2.5 micrometers) were analyzed by TOT to determine differences in atmospheric concentrations of total carbon in background urban PM and haboob PM.

### Weather Data

Weather and air quality data were obtained from NOAA and the US EPA Air Quality System at two locations close to the Tempe ASU campus (see map below).



## Photos



## Main Observations

Haboob events are characterized by short spikes in PM<sub>2.5</sub> and PM<sub>>2.5</sub> concentrations. Following the event, concentrations go down to typical summer urban levels rather quickly. The PM<sub>2.5</sub> shows small spikes during the Haboob events since most of the dust is in larger size fractions.

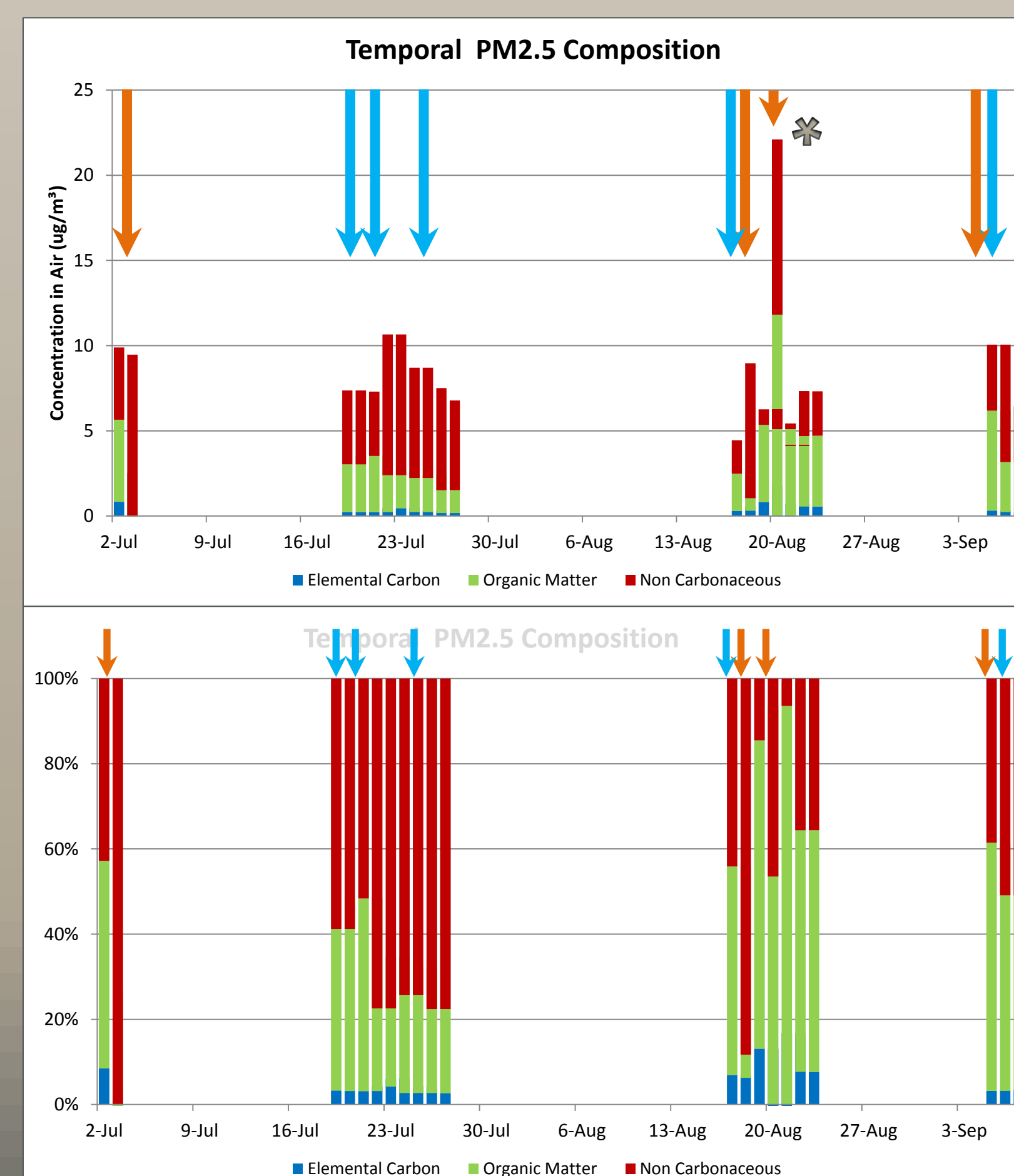
Elemental (EC) and Organic carbon (OC) are significant components on fine particulate matter (PM<sub>2.5</sub>) in Phoenix, AZ (approximately 10 – 60 %).

The relative contributions of OC and EC in PM<sub>2.5</sub> decrease during most Haboob events, an indicator that most Haboob aerosol material is inorganic or non-carbonaceous, consistent with soil components.

The total carbon concentrations in PM<sub>>2.5</sub> is low (often about 1 $\mu\text{g}/\text{m}^3$ ; data not shown). This is consistent with larger particulate matter consisting of mainly mineral soil dust. The PM<sub>>2.5</sub> also did not change significantly during Haboob events.

Perylene, a 5 ring PAH from combustion sources and an example organic compound, is ubiquitous in urban air. Its concentration decreases during most Haboob events but then quickly goes back to typical levels. However, when hazy conditions preceded a dust event (annotated by \*), the concentration of Perylene and PM<sub>2.5</sub> increased significantly (74 $\mu\text{g}/\text{m}^3$  and 22 $\mu\text{g}/\text{m}^3$  respectively). Such an increase can be linked to resuspension of road and urban dust containing PAHs.

Rain events can also impact carbonaceous aerosol but did not seem to have altered the ratio of organic components to inorganic components in PM<sub>2.5</sub>.



### Legend

- ↓ Rain
- ↓ Haboob (Dust storm)
- \* Haze

### Acknowledgments

We would like to thank the EPA for providing the Air Quality System (AQS) Data Mart and the Technology Transfer Network (TTN).

## Outlook on Further Experimental Work

Additional sample analyses are currently ongoing and chemical composition data will be available for more time periods.

The chemical analysis will be extended to other organic molecules that are used as tracers for specific carbonaceous aerosol sources including biogenic (plant and bacterial materials) as well as anthropogenic (vehicle emissions) or mixed (biomass burning).

Additional data analysis will be performed by combining organic and inorganic/metal aerosol data (see companion poster, Aurelie Marcotte *et. al.*)