

Trace metals and inorganic species in time resolved haboob samples from ASU Tempe Campus



Aurelie Marcotte, Jershon Eagar, and Pierre Herckes

Department of Chemistry and Biochemistry, Arizona State University, Tempe, AZ 85287

Aurelie Marcotte armarcot@asu.edu



Introduction

During the summer months in Arizona, very intense dust storms, or haboobs, can occur. A haboob formation occurs suddenly when fast moving downdrafts from dissipating thunderstorms hit the ground and, in arid regions, cause the resuspension of dust. This turbulent air mass travels at approximately 30 mph, can be up to 60 miles wide and are an average of 4 000 – 8 000 feet in height. These dust storms can last from minutes to hours and have the potential to alter the aerosol content greatly on short time scales¹. Monsoon-like storms sometimes follow haboobs, which can scavenge the aerosol particles that were brought in by the dust storm. Understanding haboobs is of great importance in the Phoenix area as they can increase particulate matter (PM) and bring an influx of PM material from other locations. Deposition of PM may alter soil and water chemistry in the affected areas. In this work, we chemically characterize haboobs and their effect on the air quality in the Phoenix area. During the summer of 2013, PM_{2.5} and PM_{>2.5} aerosol samples were collected on the Arizona State University Tempe Campus. Samples were collected before, during, and after haboobs to determine the time resolved effect of haboobs on PM in the Phoenix area. Samples were analyzed for trace metals by Inductively Coupled Plasma Mass Spectrometry (ICP-MS) and soluble iron content by a ferrozine/UV-Vis method.



Figure 1 shows a July 2011 haboob in Phoenix, AZ.

Experimental



Figure 2 shows the Tisch high volume aerosol samplers (A) and the impactor plate (B) used in the collection of PM_{2.5} and PM_{>2.5} aerosol samples collected at the ASU Tempe Campus on the roof of the Life Sciences A-Wing building.

Tisch high volume (1.13 m³ min⁻¹) aerosol samplers were placed on the roof of the Life Sciences A-Wing building at the ASU Tempe Campus. Cellulose filters were used for samples that would be analyzed for metal concentrations. Single stage impactor plates were used to collect size resolved (PM_{2.5} and PM_{>2.5}) samples. Samples were collected before, during and after a haboob event. The samplers were run for >1 hour to ensure enough sample mass was obtained.

PM Concentrations

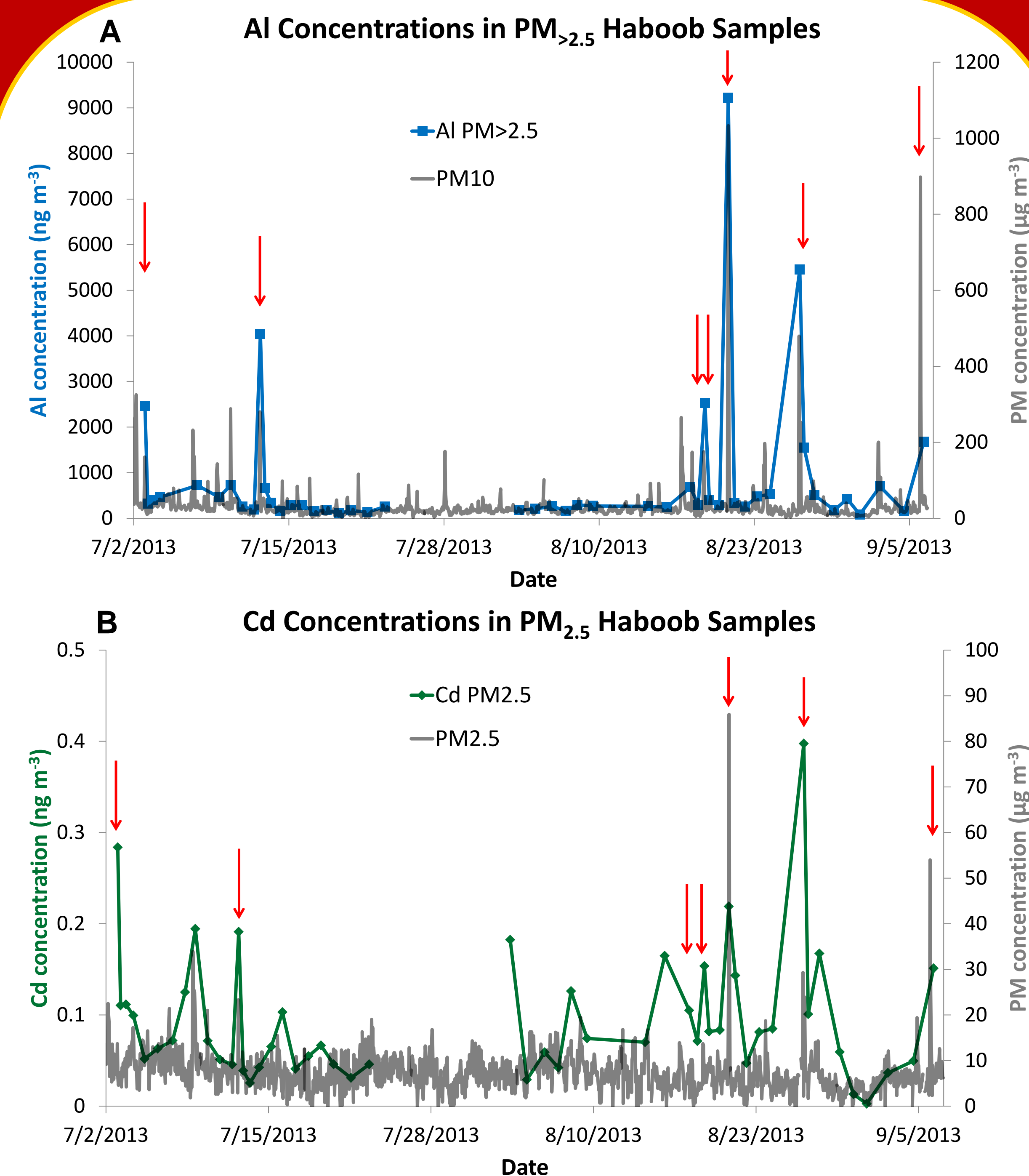


Figure 3 shows particulate matter (PM) concentrations (ng m⁻³) of Al (A; Blue) and Cd (B; Green) in aerosol samples collected during the summer of 2013 at ASU Tempe Campus. Arrows represent periods during which haboobs occurred. PM₁₀ (A) and PM_{2.5} (B) (dark gray) concentrations are plotted on the secondary y-axis (μg m⁻³)².

Enrichment Factors

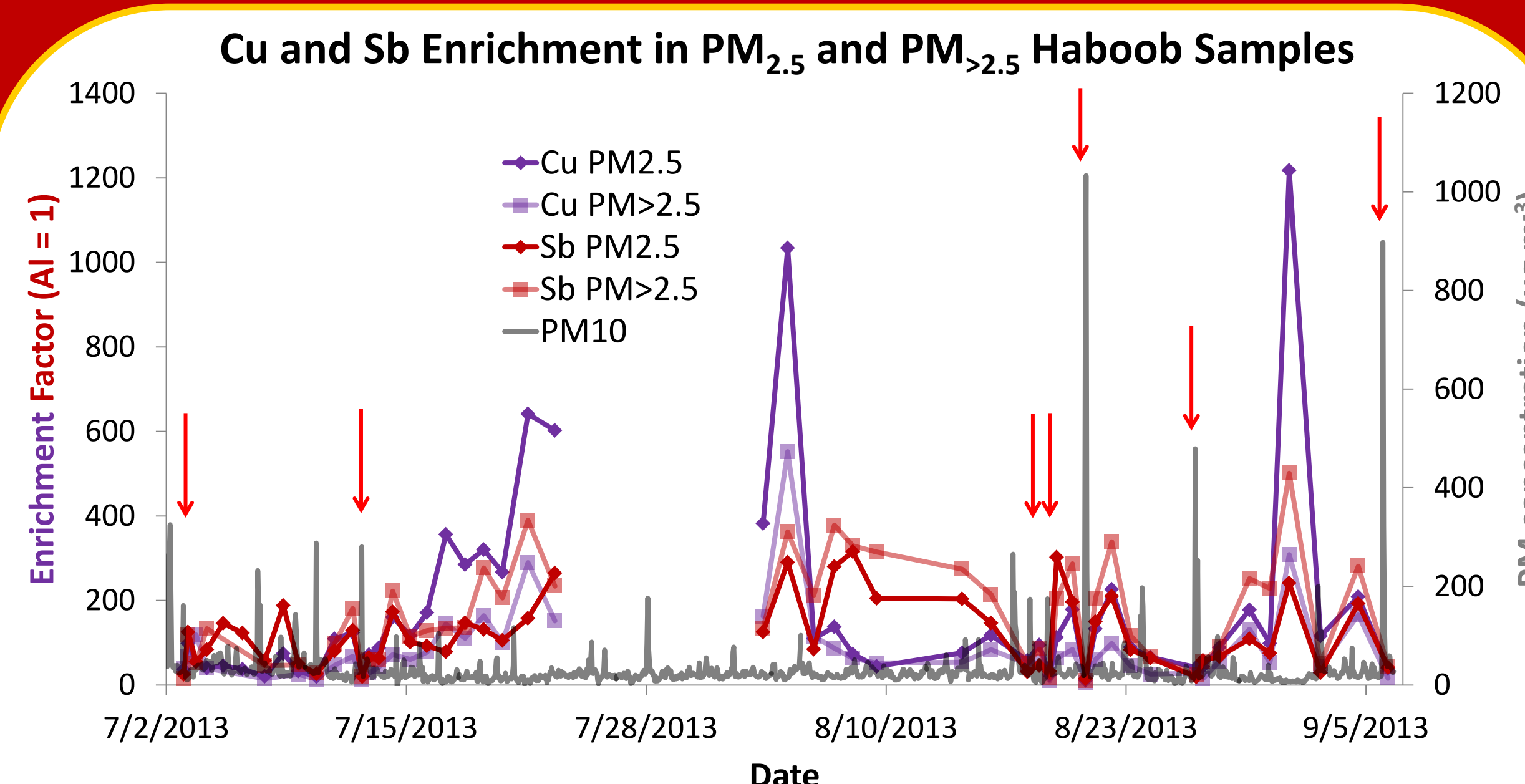


Figure 4 shows enrichment factors (EF) of Cu and Sb in aerosol samples collected during the summer of 2013 at ASU Tempe Campus. EF is calculated using the following formula: $EF = (X_{\text{sample}} / Al_{\text{sample}}) / (X_{\text{crust}} / Al_{\text{crust}})$, where X is the metal of interest and crust is the concentration of the element in the upper continental crust. Arrows represent periods during which haboobs occurred. PM₁₀ concentrations (dark gray) is plotted on the secondary y-axis².

Iron Solubility

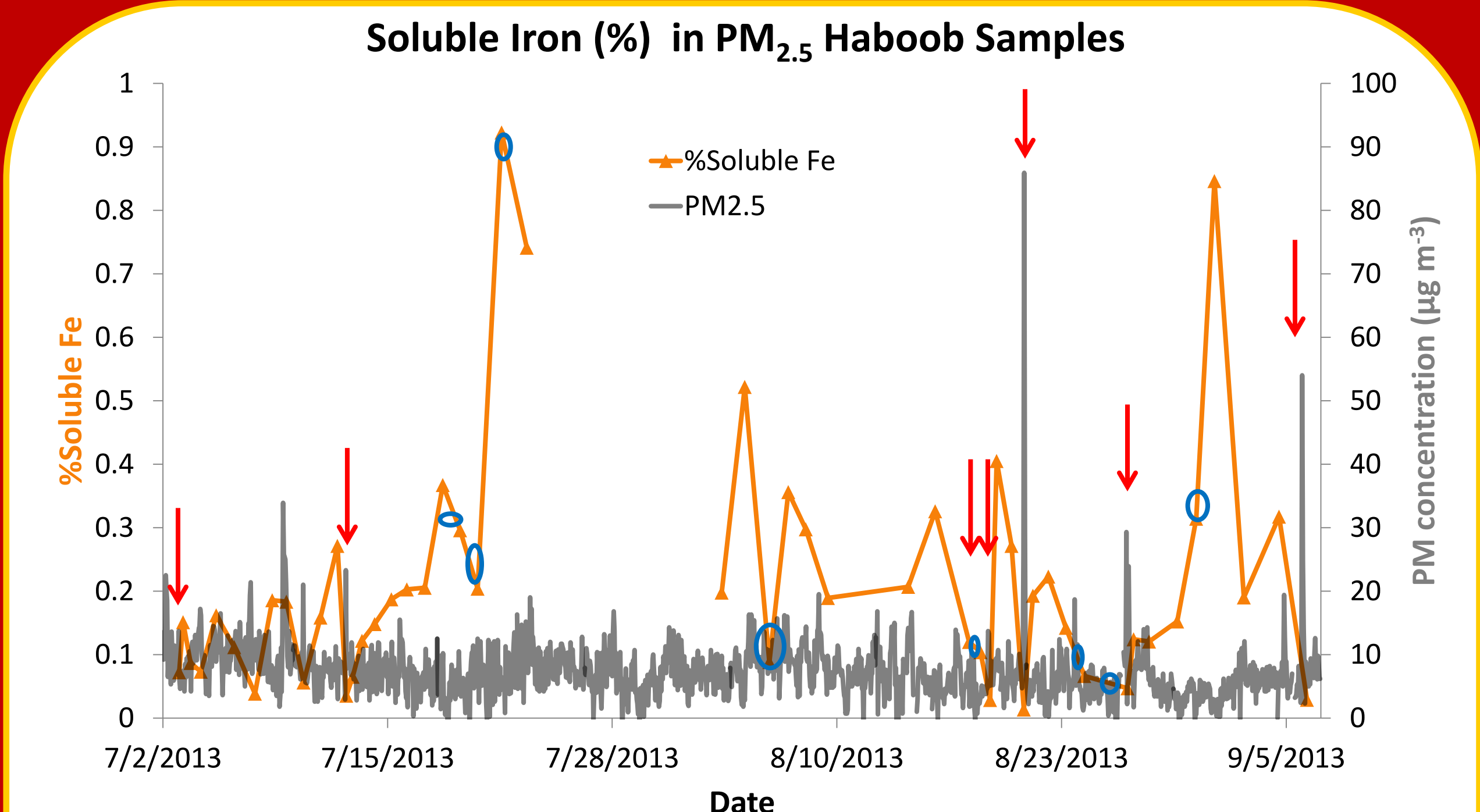


Figure 5 shows percent soluble iron in PM_{2.5} aerosol samples collected at Arizona State University's Tempe Campus. Arrows represent periods during which a haboob occurred. Blue circles represent periods of rain. PM_{2.5} (dark gray) concentrations are plotted on the secondary y-axis (μg m⁻³)².

Summary

- During haboob events, PM concentrations increase significantly for a very short period of time with PM₁₀ increasing an order of magnitude more than PM_{2.5}.
- Al is used as a tracer for crustal material and as a result should increase in concentration during haboob events as PM concentrations increase, which is shown in Figure 3A.
- Cd can be used as a tracer of anthropogenic activity. In Figure 3B, Cd concentrations increase during haboob events, but they also increase during other periods.
- Enrichment factors of anthropogenic elements, such as Cu and Sb, decrease during haboob events as more PM and mineral dust is brought into the area. However, their enrichment factors return to previous values within approximately 24 hours after the haboob event as PM and mineral dust particles fall out of suspension (Figure 4)
- Other enriched elements (EF > 10) included Zn, Mo, Cd, Sn, W and in some samples Pb (Not shown).
- Soluble iron content of PM_{2.5} aerosols decreased during haboob events and appear to slowly increase after haboob events. Additionally, during periods of rain, soluble iron increases, possibly as a result of increased humidity (Figure 5).

Acknowledgments

Thank you to Denise Napolitano, Joana Sipe, Blanca Rodriguez and Anthony Anderson for the help with aerosol sampling.

References

¹Idso, S. B., R. S. Ingram, J. M. Pritchard, 1972: An American Haboob. *Bull. Amer. Meteor. Soc.*, 53, 930–935.
²The Environmental Protection Agency air monitoring site was used to obtain PM_{2.5} and PM₁₀ concentrations.