Making Water Conservation A California Way Of Life

Implementing AB 1668 and SB 606

Urban Water Demand Roundtable

Charlotte Ely, USEPA/SWRCB

April 8th, 2019

CALIFORNIA
Water Boards
STATE WATER RESOURCES CONTROL BOARD
REGIONAL WATER QUALITY CONTROL BOARDS

California Water Action Plan

- **Roadmap** *for the state's journey toward sustainable water management*
- **10 principles**, including *Make Conservation a California Way of Life*

Executive Orders B-37-16 & B-40-17

- Use Water More Wisely
- Eliminate Water Waste
- Strengthen Local Drought Resilience
- Improve Agricultural Water Use Efficiency and Drought Planning

Framework Report

- Released April 2017
- Describes actions to implement EOs

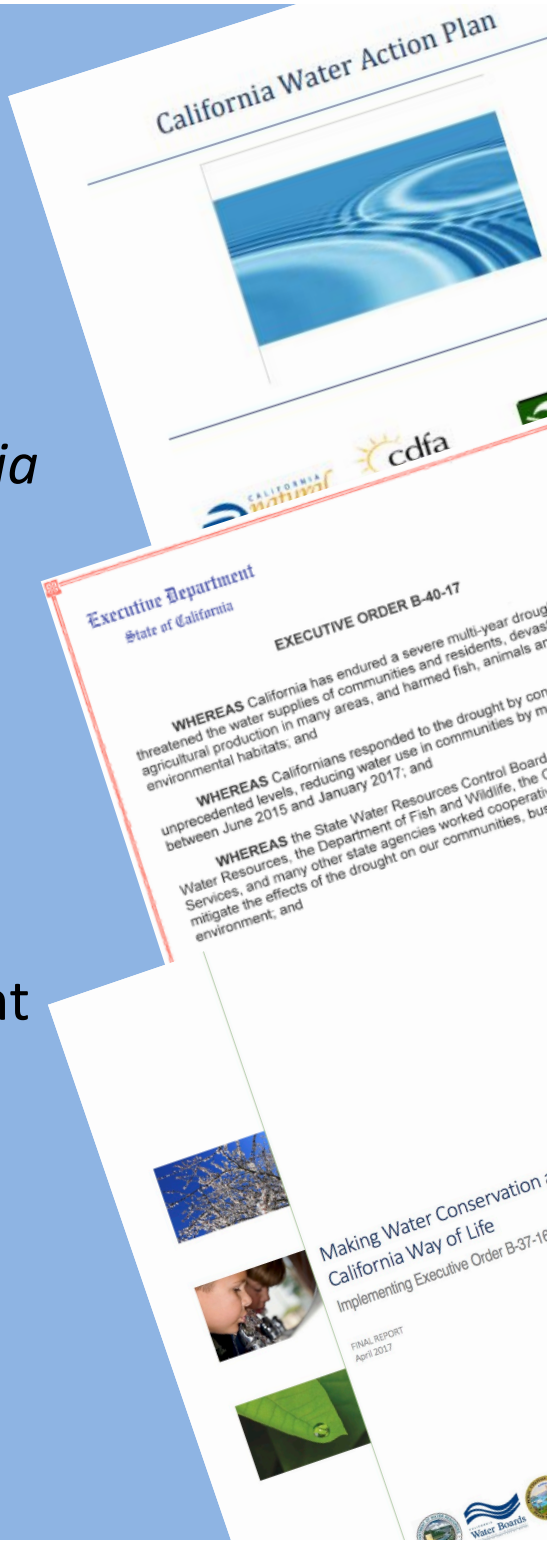

AB1668/SB606: Key Provisions

Efficiency Standards

- Establishes residential indoor standard
- Directs development and adoption of: Residential and CII outdoor standards, method to calculate objective, variances, and CII performance measures (PM)
- Includes credit for potable reuse, i.e. bonus incentive
- Establishes a progressive enforcement approach
- Authorizes reporting regulation

Urban Water Management Planning

- New requirements for UWMPs
- New requirements for WSCPs

Agricultural Water Management Planning

- New requirements for AWMPs

Urban Water Use **Objective** =

Aggregate Residential Indoor Use

+

Aggregate Residential Outdoor Use

+

Aggregate CII outdoor use

CII landscape areas with dedicated irrigation meters

+

Aggregate Water Loss

+

Aggregate Variances

+

Bonus Incentive

Up to 15% of objective

Efficiency Standards TIMING

2018

Begin standard development

2022

Adopt standards, PMs, and method

2023

Suppliers calculate objectives

2027

Suppliers reach objectives?

More detailed **Timeline**

Reporting regulation

Fall 2018: Begin rulemaking

After **Jan 2019**: Adopt regulation

Water Loss Standard

Stakeholder meetings (now)

By **Jan 2019**: Begin rulemaking

By **July 2020**: Adopt regulation

Residential Indoor Standard

Study whether 55 GPCD reflects best practices

Study impacts of a changing standard

Stakeholders engage in research

By **Jan 2021**: Complete report

Other Standards

Stakeholders and public engage in studies and rulemaking

By **Oct 2021**: Recommend standards, CII PMs, variances and method to calculate objective.

By **May 2022**, identify potential impacts

By **June 2022**: Adopt standards and CII PMs

Enforcement

Starting **November 2023**, Board may issue *informational orders*

Starting **November 2024**, Board may issue *written notices*

Starting **November 2025**, Board may issue *conservation orders*

Violating these orders may be subject to fines of up to **$1000/day**

Starting in **2027**, violating a regulation may also result in a fine

Rulemaking **Timeline**

NOW	2020	2021	2022
Develop contract	Award contract	Begin rulemaking	Adopt regulation

Contract will evaluate environmental & economic impact of the new standards and framework

Scenarios **Analysis**

Project future urban water use rates

Based on SBX7-7 targets, rebound, current & drought rates

Develop objectives under different scenarios

Consider varying factors and conditions

Compare objectives to future use rates

Incorporate “other demands” into objectives and compare

Analyze economic and environmental impacts

CEQA, 10609.2(c), & other rulemaking requirements (e.g., SAM 6600)

Develop webpage

Make analysis and data informing analysis publicly available

City of Santa Rosa **Example**

Comparing hypothetical Single Family Residential use to the 2.7 billion gallons Santa Rosa reported delivering to SFR in 2016 (Electronic Annual Report)

	1	2	3
Outdoor	• Annual ETo: **42 inches** • ETo efficiency factor: **0.80**	• Annual ETo: **42 inches** • ETo efficiency factor: **0.60**	• Net ET (Eto - Eppt): **34.5 inches** • ETo efficiency factor: **0.50**
Indoor	55 GPCD	45 GPCD	35 GPCD

Aggregate indoor = population * standard * 365

Aggregate outdoor = Eto * efficiency factor * irrigable area * conversion factor

* As part of a pilot study, DWR estimated Santa Rosa's 2016 SRF population to be 115,515, and the irrigable area in 2016 to be 144,000,000 square feet.

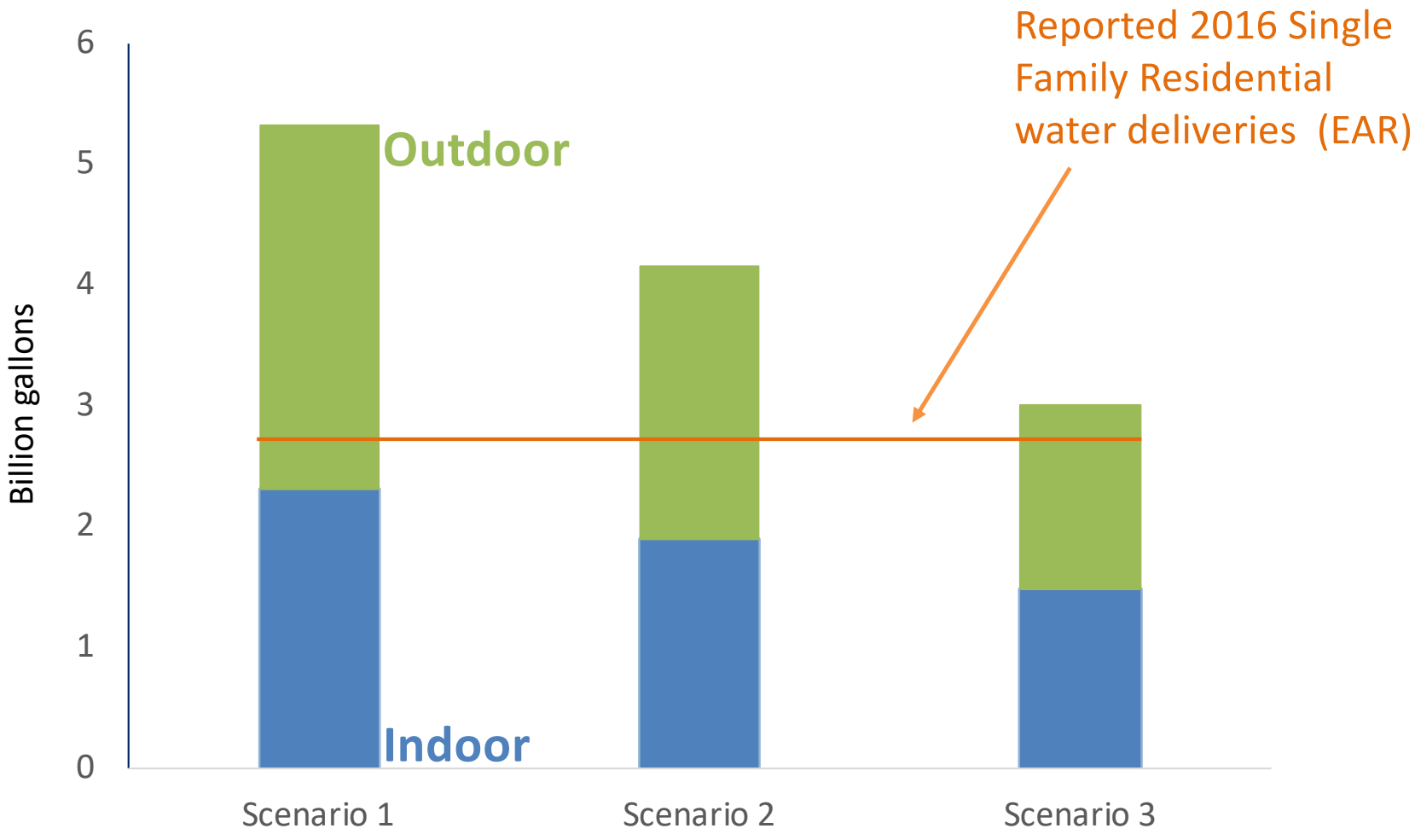
Reported 2016 Single Family Residential water deliveries (EAR)
Outdoor
Indoor
Billion gallons
6
5
4
3
2
1
0
Scenario 1
Scenario 2
Scenario 3



Thank you

Charlotte Ely

Charlotte.ely@waterboards.ca.gov

916-319-8564