

# Queen Creek Green Waste Program Analysis

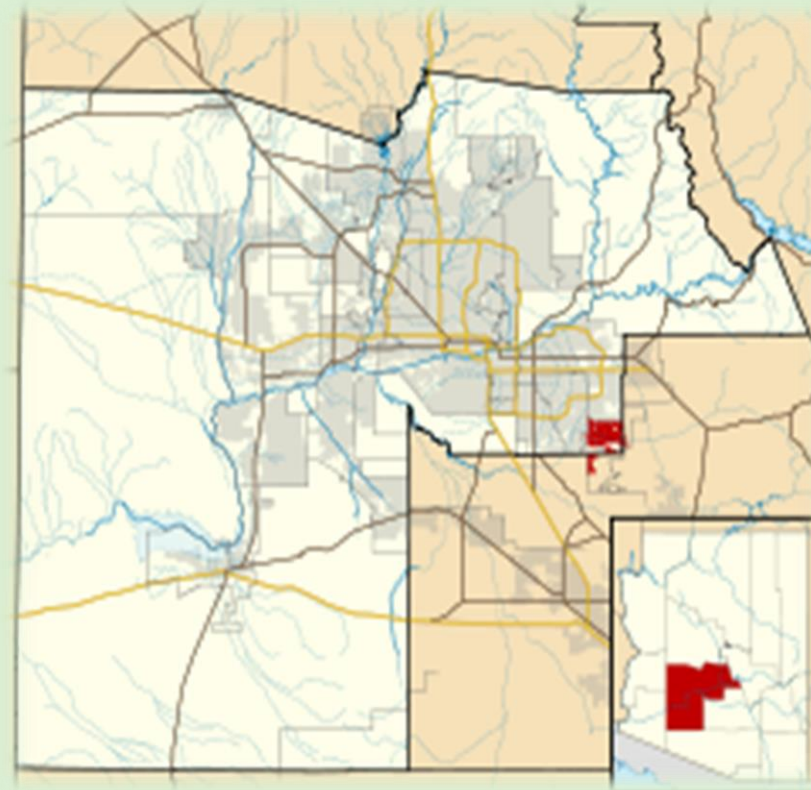


# Project Overview

- ✓ Identify goals
- ✓ Identify obstacles
- ✓ Analyze Current State of Waste Stream
- ✓ Create Outreach Program

# Queen Creek Overview

- 26 square miles
- Population of 26,700 (2010)
- 2000 - 2013 **814%** growth rate
- Median family income \$65,679
- Per capita income \$21,592



# Queen Creek Overview

- Budget Expenditures \$102,274,197
- **\$3,830** per resident
- 6% of residents and 9% of families live below the poverty line



# Queen Creek Waste Disposal History

- Right Away Disposal
- (2010) \$907,000 / 6 years
- \$15.41/month flat rate
- Prior to 2010, residents paid between \$9.50 and \$28.00/month
- Exemptions were granted to owners with 2 acres or more
- Waste program had **58%** approval rating



# Recycling Trends

**Queen Creek vs. National**



# Queen Creek Waste Stream

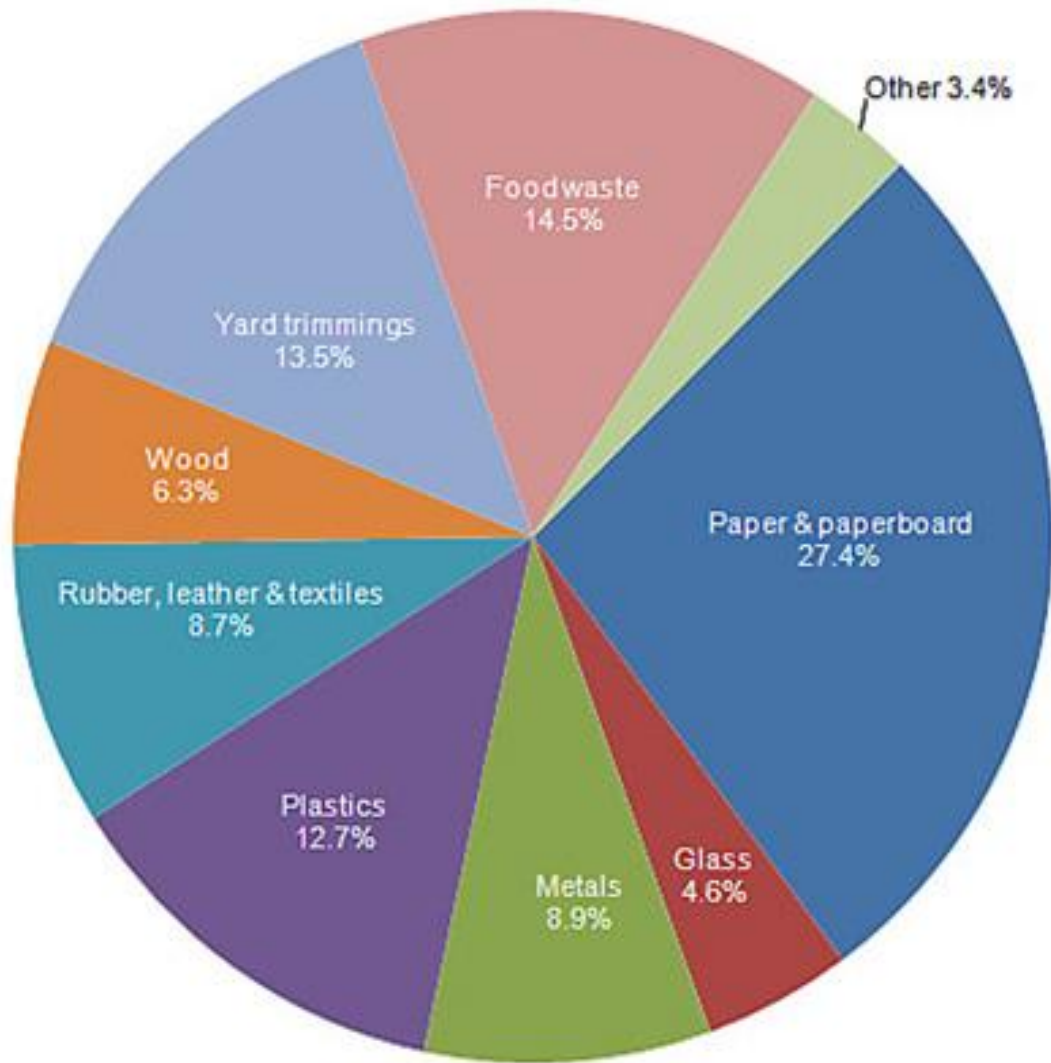
Queen Creek 2013/2014 report claims the following:

- First 3 years of recycling program diverted 5,335 Tons/year.
- **5.46lbs/day** per capita
- 20% waste diversion rate.



## E.P.A (U.S.) Waste and Recycling

- U.S. per-capita waste average is **4.38lbs/day**
- **35%** or 1.51lbs/day is recycled
- Queen Creek's diversion rate is **14%** below the national average.

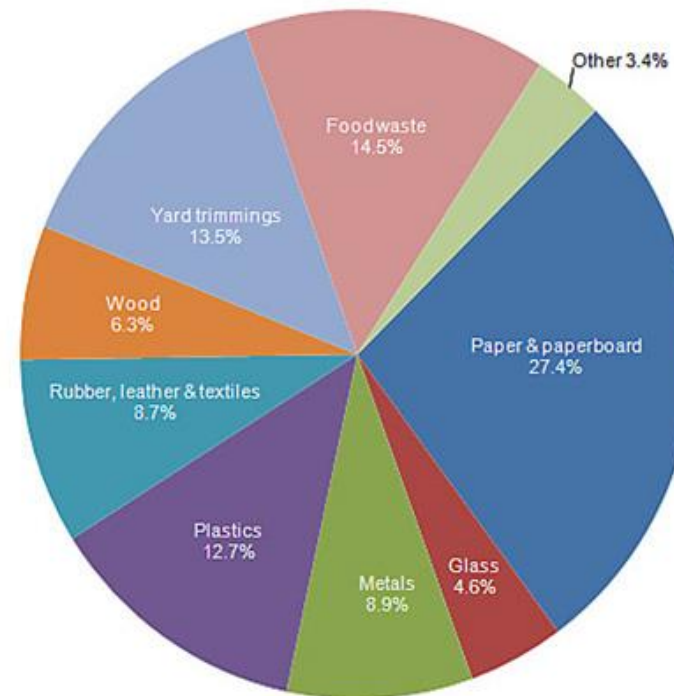




# Queen Creek Recycling Potential

*Total waste: 26,625 tons*

- ✓ *Wood: 1,677 tons*
- ✓ *Yard waste: 3,594 tons*



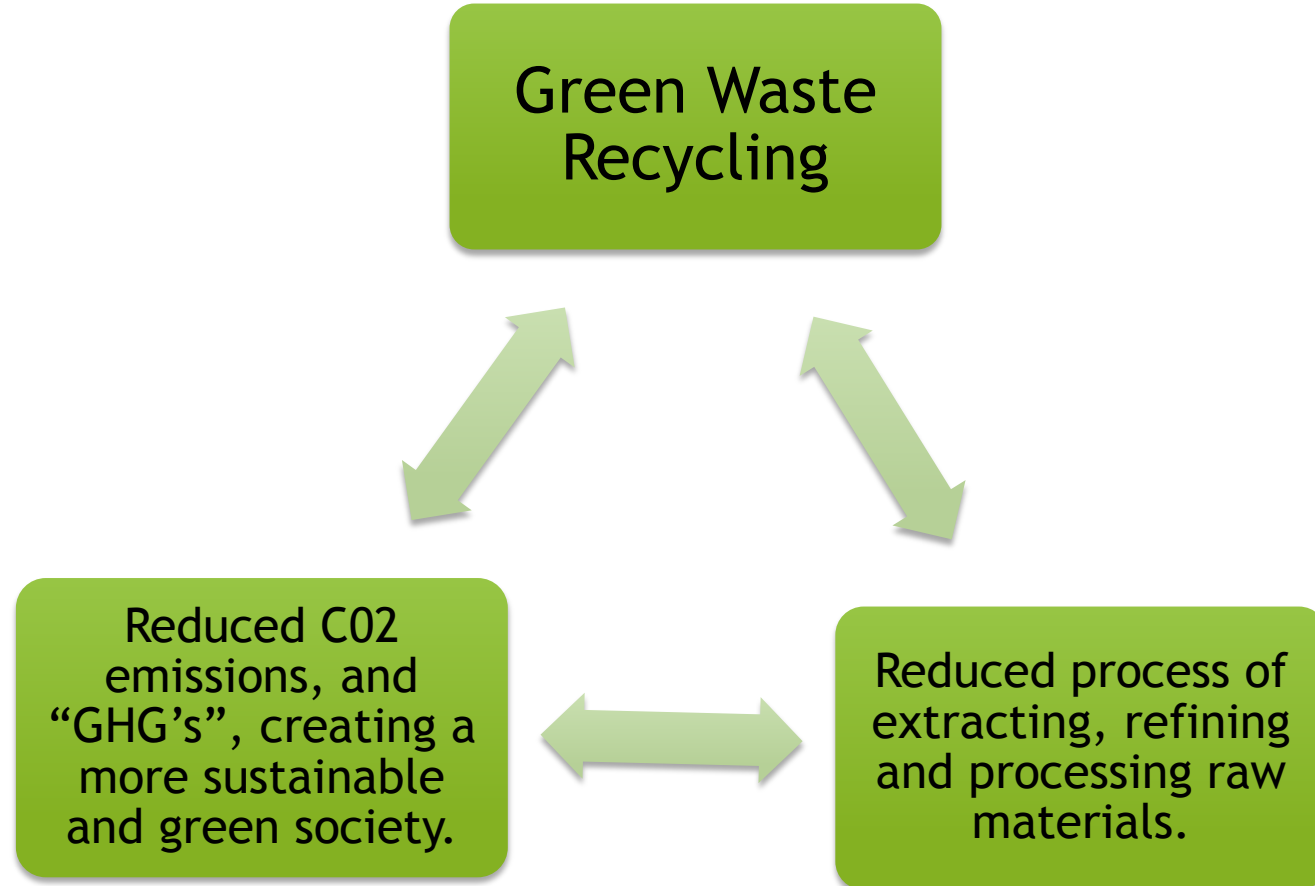
# Queen Creek Waste Diversion Conclusions

- EPA estimates that green waste recycling participation average in the U.S. at 58%
- Queen Creek would divert **3,057 Tons** of green waste annually



- Increase of diverted waste from **5,335 Tons to 8,382 Tons**
- Queen Creek's waste diversion percentage would increase from **20% to 32%**

# Benefits



# Community Research

- Get the community on board!
- Conduct a Survey
  - Gain insight on the demand for green waste

# Sample Survey

- ▶ Can you identify what would be placed into the green waste:
  - ▶ Yard trimmings
  - ▶ Tree branches
  - ▶ Left over food
  - ▶ Bushes
  - ▶ Etc

# Sample Survey Continued

- ▶ On a scale of 1-10, how willing are you to participate in this program?
- ▶ If the program cost money, would you still participate? Do you have a limit of how much it would cost you monthly? If so, what would it be?
- ▶ Do you think that green recycling is important?
- ▶ How often do you recycle? Daily? Weekly? When you remember?

# Educational Material

- Spread the word
  - Queen Creek Website
  - Social Media
  - Mailings to residents
  - On the monthly utility bills



# Current Green Waste Programs



- Pick up: 3 times a year
- Used for top soil for parks and playgrounds
- Green Organics Program
- Also available to residents twice a year
- Green Waste Recycling Program
- Pick up: weekly
- Price: \$6 per month, not a requirement for residents to participate



# Works cited

- ▶ A.D.C. (2009). *Queen Creek Community Profile*. Retrieved from <http://www.lifeinqueencreek.com/gfx/queen-creek-facts.pdf>
- ▶ Big Cities. (2015, February 4). *Largest US Cities By Population*. Retrieved from Big Cities.com: [https://www.biggestuscities.com/az?sort\\_type=population\\_growth](https://www.biggestuscities.com/az?sort_type=population_growth)
- ▶ E.P.A. (2014, February). *Municipal Solid Waste Generation, Recycling, and Disposal in the United States: Facts and Figures for 2012*. Retrieved from EPA.gov: [http://www.epa.gov/osw/nonhaz/municipal/pubs/2012\\_msw\\_fs.pdf](http://www.epa.gov/osw/nonhaz/municipal/pubs/2012_msw_fs.pdf)
- ▶ Galvan, A. (2010, January 21). *Queen Creek Council OKs trash-recycling services*. Retrieved from AZCentral.com: <http://archive.azcentral.com/community/pinal/articles/2010/01/21/20100121gr-qctrash0122.html>
- ▶ Green Power inc. (2014, February 13). *Landfill Tipping Fees in the USA*. Retrieved from Cleanenergyprojects.com: <http://www.cleanenergyprojects.com/Landfill-Tipping-Fees-in-USA-2013.html>
- ▶ Nicita, L. (2009, November 20). *Queen Creek trash pickup contract put on hold*. Retrieved from AZCentral.com: <http://archive.azcentral.com/community/pinal/articles/2009/11/20/20091120gr-qctrash1121.html>
- ▶ Queen Creek. (2015). *Annual Budget Overview*. Retrieved from Town of Queen Creek Arizona: <http://www.queencreek.org/town-hall/directory-of-documents/annual-budget>
- ▶ Troy White, R. S. (2013, June 5). *Solid Waste Services Rate Analysis FY 13/14*. Retrieved from Town of Queen Creek: <http://queencreek.org/home/showdocument?id=12783>
- ▶ United States Census Bureau. (2014, May). *Annual Estimates of the Resident Population for Incorporated Places: April 1, 2010 to July 1, 2013*. Retrieved from United States Census Bureau: <http://factfinder.census.gov/faces/tableservices/jsf/pages/productview.xhtml?src=bkmk>
- ▶ Bennick, A., & Sitton, J. (2014). How to Conduct a Records Survey. *Information Management*, 38-40.
- ▶ Davis, B. (2014, March). Struck green with envy; Residents want garden waste bins. *Newcastle Herald*, p. 7.
- ▶ *Green Organics*. (2015). Retrieved from City of Tempe: <http://www.tempe.gov/city-hall/public-works/recycling-and-solid-waste/green-organics>
- ▶ *Green Waste Barrel Recycling Program*. (2015). Retrieved from The Official Website of the City of Mesa: [http://www.mesaaz.gov/waste/Green\\_Barrel\\_Program.aspx](http://www.mesaaz.gov/waste/Green_Barrel_Program.aspx)
- ▶ *Queen Creek*. (2015). Retrieved from Queen Creek PUBLIC INFORMATION & COMMUNITY OUTREACH: <http://www.queencreek.org/community/community-guide/public-information-community-outreach>